

Nr.

6

# Montagspaket

## Mathematik Klasse 2 Lösung



Klett



1 Zeichne ab.


Lage erkennen

2


28



1 Was liegt an welcher Stelle?

	links oben	<input type="checkbox"/>	rechts oben	<input type="checkbox"/>
	in der Mitte	<input type="checkbox"/>	links unten	<input type="checkbox"/>
	rechts unten	<input type="checkbox"/>	in der Mitte rechts	<input type="checkbox"/>

	rechts unten	<input type="checkbox"/>	in der Mitte links	<input type="checkbox"/>
	in der Mitte	<input type="checkbox"/>	links unten	<input type="checkbox"/>
	rechts oben	<input type="checkbox"/>	in der Mitte oben	<input type="checkbox"/>

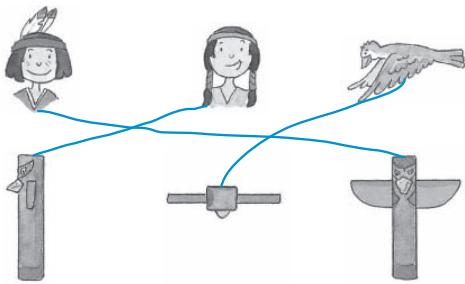

	in der Mitte	<input type="checkbox"/>	rechts unten	<input type="checkbox"/>
	rechts oben	<input type="checkbox"/>	links oben	<input type="checkbox"/>
	links unten	<input type="checkbox"/>	in der Mitte unten	<input type="checkbox"/>

Lage erkennen





1 Wer sieht welches Bild?

Ansicht zuordnen

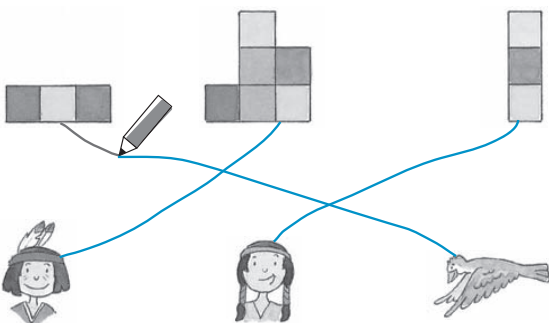



30

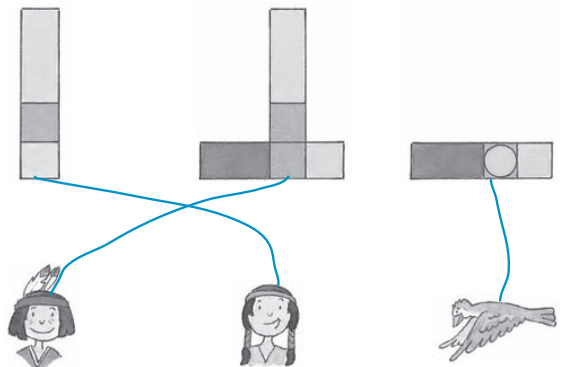

2



1



2



Ansicht zuordnen

31



Wie sieht Anoki? Wie sieht seine Freundin?  
Stelle deinem Partner Aufgaben.

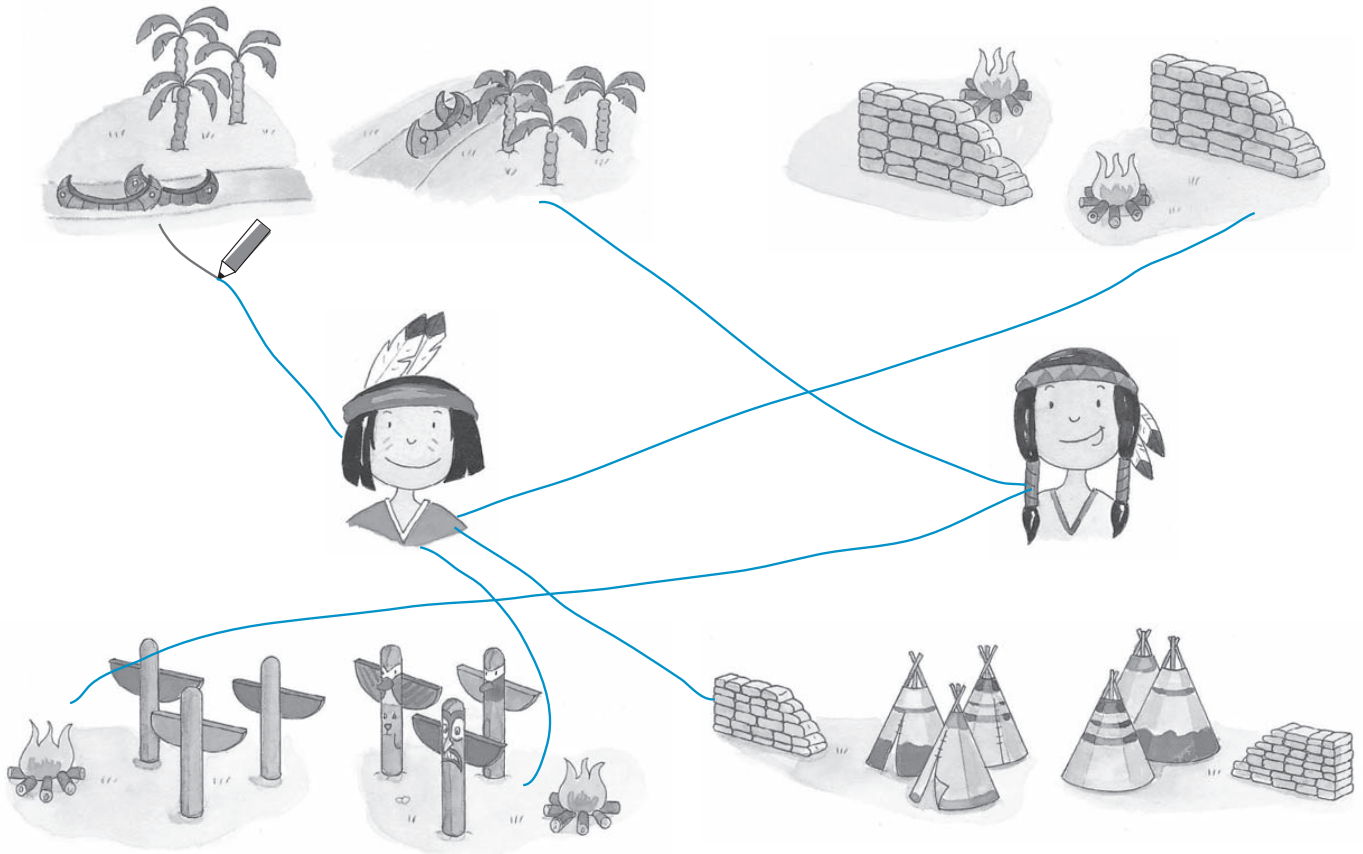
Perspektiven zuordnen



32



Wer sieht es so? Verbinde.



Perspektiven zuordnen

33






Ansichten zuordnen



34



Bringe die Bilder in die richtige Reihenfolge.



2.




4.




3.




1.




5.



7.



10.



9.



8.



6.

Ansichten zuordnen